




Back to School Wobblers!

Follow these simple steps to create your display of 'wobblers' for your class. Please choose the correct page for Aus/UK spelling (page 2) or US spelling (page 3).

1. Each sheet contains 2 wobblers. Cut down the middle and give each student one wobbler template.



2. Once students have completed the written portion and glued their photograph on they will need to cut neatly around the solid line. Do not fold any of the lines.



3. Pin or staple the wobblers as shown in the photograph on to your pin board or wall. The bend in the stem will create a wobble when gently tapped or when people walk by.



Pleased to Meet You!

Name: _____

Age: _____ Birthday: _____

My #1 Goal this year: _____

My Favourites:

Food: _____

Colour: _____

Movie: _____

Song: _____

Book: _____

I'm new to the school: Yes ☐ No ☐

Pleased to Meet You!

Name: _____

Age: _____ Birthday: _____

My #1 Goal this year: _____

My Favourites:

Food: _____

Colour: _____

Movie: _____

Song: _____

Book: _____

I'm new to the school: Yes ☐ No ☐

Pleased to Meet You!

Name: _____

Age: _____ Birthday: _____

My #1 Goal this year: _____

My Favorites:

Food: _____

Color: _____

Movie: _____

Song: _____

Book: _____

I'm new to the school: Yes ☐ No ☐

Pleased to Meet You!

Name: _____

Age: _____ Birthday: _____

My #1 Goal this year: _____

My Favorites:

Food: _____

Color: _____

Movie: _____

Song: _____

Book: _____

I'm new to the school: Yes ☐ No ☐

Copyright and Terms of Use

At Aussie Star Resources we work hard to create resources that meet your needs and make life easier. Did you know that purchasing this resource is no different to buying a book from one of the big publishers? We know you wouldn't photocopy an entire book and distribute it amongst your colleagues, because that would breach copyright, but did you know that you shouldn't do that with this resource either?

If your colleagues would like a copy of the resource additional licences can be purchased at a discounted rate. Email info@aussiestarresources.com.au and we will hook you up! Thank you!

Aussie Star Resources. All rights reserved by author.

This product is to be used by the original downloader only.

Copying for more than one teacher, classroom, department, school, or school system is prohibited.

This product may not be distributed or displayed digitally for public view.

Failure to comply is a copyright infringement and a violation of the Copyright Act 1968.

Clip Art and elements found in this PDF are copyright protected and cannot be extracted and used outside of this file without permission or licence.

Intended for classroom and personal use ONLY.

Additional licences can be purchased at a discounted price by emailing info@aussiestarresources.com.au.

The clip art and images in this resource are the property of Aussie Star Resources or the talented artists who created them. These are not to be copied, reproduced, or distributed in any likeness without prior permission.

Credits

Click on the thumbnail to visit the artist's store.

